





- 108 
- 110 
- 111 
- 113 

960929PM1443

FE44 (544007) PARTS LIST

NO.	DESCRIPTION		Qty
1	Main Frame		1
2	Pedal Arm(L) Full Assy #		1
3	Pedal Arm® Full Assy #		1
4	Lower Handle Bar (L)		1
5	Lower Handle Bar (R)		1
6	Bushing Housing, Pedal Arm		2
7	Connecting Arm (L)		1
8	Connecting Arm (R)		1
9	Cross Bar		2
10	Console Mast		1
11	Idler Wheel Assembly		1
12	Crank Axle		1
13	Handle Bar (L) (Upper)		1
14	Handle Bar ® (Upper)		1
15	Rail Connecting Tube		1
16	Rail Tube		2
17	19 x 102L Axle for Pedal		2
18	17 x 59L Axle for Slide Wheel		2
19	Fish-eye Sleeve		3
20	Bearing, Crank Axle		2
21	Bearing for Idler Wheel		6
22	Bearing for Slide Wheel		8
23	Rod End Bearing		2
24	Pedal Bushing		4
25	Steel Rope		1
26	Belt		1
27	Drive Pulley		1
28	Fly Wheel		1
29	Magnet		1
30	Woodruff Key		2
31	Console Assembly		1
31-1	Top Console Cover		1
31-2	Bottom Console Cover		1
32	Computer Cable		1
33	Power Input Jack		1
34	Gear Motor		1

35	Sensor W/Cable		1
36	Sensor Rack		1
37	Handpulse W/Cable Assembly		2
37-1	Handpulse Assembly Top		2
37-2	Handpulse Assembly Bottom		2
37-4	ϕ 3x20_Tapping Screw		4
38	Adaptor		1
39	~82 Sliding Wheel , Urethane		2
40-1	3/8" x 2" _Thumb Head Socket Screw		2
40-2	Leveling Foot		2
41	Console Mast Cover		1
42	Chain Cover (L)		1
43	Chain Cover (R)		1
44	Round Disk Cover, Crank		2
45	Round Disk Cover		2
46	Handle Bar Axle Cover		2
47	Pedal Arm Cover (L)		1
48	Pedal Arm Cover (R)		1
50	Pedal (L)		1
51	Pedal (R)		1
52	Slide Wheel Cover		2
53	ϕ 32 (1.8T)_Button Head End Cap		4
54	Front Handle Bar Cover (L)		1
55	Rear Handle Bar Cover (L)		1
56	Front Handle Bar Cover (R)		1
57	Rear Handle Bar Cover (R)		1
58	Round Head End Cap		2
59	Connecting Arm Cover (L) SAME		2
60	Connecting Arm Cover ® SAME		2
61	Middle Stabilizer Cover		2
62	Rear Stabilizer Cover (L)		1
63	Rear Stabilizer Cover (R)		1
64	Oval End Cap		2
65	Transportation Wheel		2
66	ϕ 32x420Lx3T _Handgrip Foam		2
67	ϕ 32x28T _Leveling Foot		2
68-1	Drink Bottle		1
68-2	Drink Bottle Holder		1
68-3	M5 x 12m/m _Phillips Head Screw		2
69	ϕ 35x ϕ 25.5x5T Bushing		1

70	5/16" x 15_Hex Head Screw - (Anti-Rotation Bracket Bolt)		14
71	5/16" x 32_Hex Head Screw		2
72	1/4" x 3/4" _Hex Head Screw		4
73	M8 x 50_Socket Head Cap Screw		2
74	M8x25_Socket Head Cap Screw		2
75	5/16" x 15_Button Head Socket Screw		6
76	3/8" x 2-1/4"(牙長15)_Button Head Socket Screw		6
78	M5x10_Phillips Head Screw		14
79	M5x15_Phillips Head Screw		12
80	5x16_Tapping Screw		7
81	5x25_Tapping Screw		2
82	4.8x15_Self Tapping Screw		1
83	5x16_Tapping Screw		12
84	3.5x12_Self Tapping Screw		16
85	φ 25_C Ring		1
86	φ 17_C Ring		1
87	M8 x 7T_Nyloc Nut		4
88	1/4" _Nyloc Nut		4
89	3/8" x 7T_Nyloc Nut		2
90	3/8" -UNF26 x 4T_Nut		3
91	3/8" -UNF26 x 9T_Nut		2
92	3/8" x 7T_Nut		4
93	M12_Nut		2
94	3/8" x 19 x 1.5T_Flat Washer		6
96	5/16" x 35 x 1.5T_Flat Washer		2
97	5/16" x 23 x 1.5T_Flat Washer		14
98	5/16" x 20 x 1.5T_Flat Washer		6
99	1/4"x19_Flat Washer		13
100	J Bolt		1
101	φ 17_Wave Washer		6
103	M8 x20_Carriage Bolt		1
104	φ 17x φ 23.5x2T_Flat Washer		2
105	5/16" x 7T_Nyloc Nut		2
106	3.5x16_Tapping Screw		3
107	Wire Tie Mount		3
108	Combination M5 Allen Wrench & Phillips Head Screw Driver		1
110	12mm Wrench		1
111	13/14mm Wrench		2
112	5x19_Tapping Screw		2
113	Lubricant		1

114	3/8"×23×2T_Curved Washer		5
119	3/8"×2-3/4" _Hex Head Screw		3
120	3/8"×2T_Split Washer		3
	Hardware kit	008040	1
	Sticker (front of machine)	008092	1